

# Low Frequency Power Inverter/Charger

## EP3000 Pro Series (1KW-6KW)



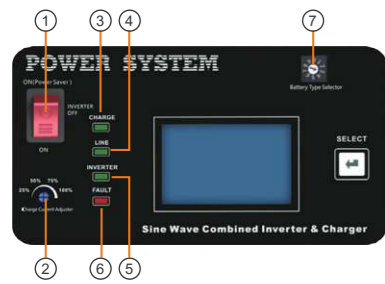
### Features

- LCD display ,easy to read how inverter operates on LCD screen
- Compatible to generator
- 5 -levels DIP switch ,offering customized performance
- 9 - levels battery selector ,Enable to charge Gel , lead-acid battery
- DC(Solar)/AC priority optional
- 4 levels charge current adjustable
- With RS232 communication port
- With BTS & AGS , optimizing battery performance & start generator automatically
- Power saver Switch , Enable to minimize standby consumption

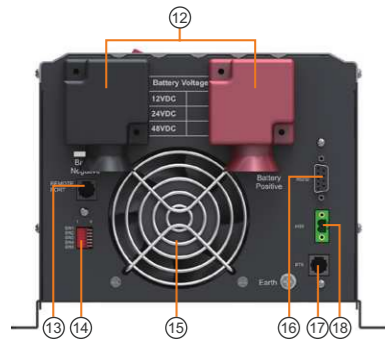
### Introduction

EP3000 PRO series is very economical pure sine wave inverter, AC charger inbuilt, from 35A to 70A; Solar/AC priority is configurable, when setting solar priority, solar will charge batteries as first priority, and AC can also charge batteries when solar charger current too lower, in this way system charge is optimized best. With pure copper transformer, it enables inverter to operate with all kinds of home appliances.

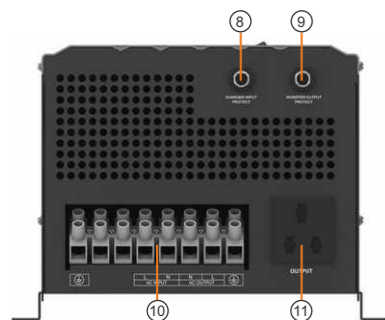
### Back panel printing description



1. Switch On/Off
2. Charge current adjustable
3. AC Charge Indicator
4. AC power Indicator
5. Inverter Indicator
6. Fault Indicator

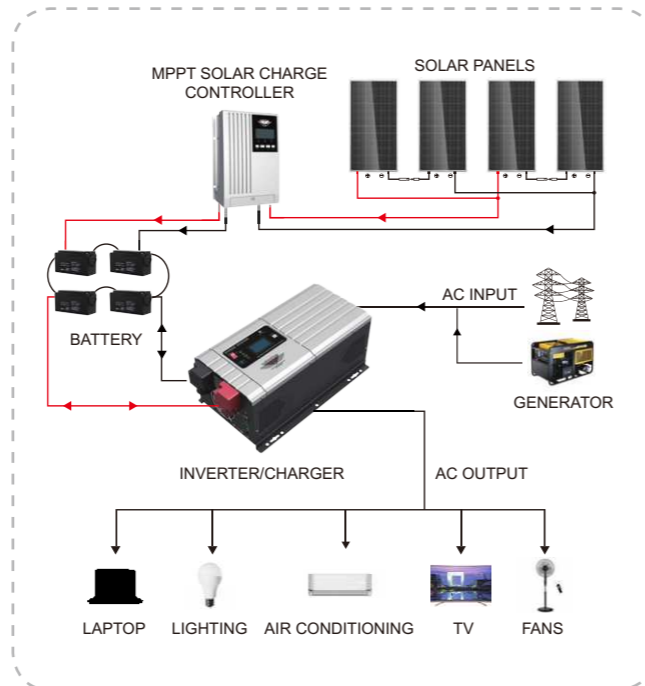


7. Battery type selector
8. Charger Input Protection
9. Inverter Output Protection
- 10.AC I/O Connection
- 11.AC Output 10A MAX
- 12.Battery input



- 13.Remote control
- 14.DIP Switch (SW1-SW5)
- 15.Fan
- 16.RS232 communication port
- 17.BTS
- 18.AGS

### Solar system connection



### Specification

MODEL		EP30-1KW PRO		EP30-1.5KW PRO		EP30-2KW PRO		EP30-3KW PRO		EP30-4KW PRO		EP30-5KW PRO		EP30-6KW PRO		
Nominal Battery System Voltage		12VDC	24VDC	12VDC	24VDC	12VDC	24VDC	12VDC	24VDC	48VDC	24VDC	48VDC	24VDC	48VDC	24VDC	48VDC
INVERTER OUTPUT	Rated Power	1.0KW		1.5KW		2KW		3KW		4KW		5KW		6KW		
	Surge Rating(20ms)	3.0KW		4.5KW		6.0KW		9.0KW		12KW		15KVA		18KW		
	Capable Of Starting Electric Motor	1HP		1HP		1HP		2HP		2HP		3HP		3HP		
	Waveform	Pure sine wave \ same as input (bypass mode)														
	Nominal Output Voltage RMS	100V \ 110V \ 120V \ 220V \ 230V \ 240VAC (±10% RMS)										220V \ 230V \ 240VAC (±10% RMS)				
	Output Frequency	50Hz \ 60Hz ±0.3Hz														
	Inverter Efficiency (Peak)	>88%														
	Line Mode Efficiency	>95%														
	Power Factor	1.0														
	Typical Transfer Time	10ms(max)														
AC INPUT	Voltage	230VAC														
	Selectable Voltage Range	96~132VAC 155~280VAC(For personal computers)														
	Frequency Range	50Hz \ 60Hz(Auto sensing) 40~80Hz														
BATTERY	Minimum Start Voltage	10.5VDC \ 11VDC for 12VDC mode(*2 for 24VDC, *4 for 48VDC)														
	Low Battery Alarm	11VDC ±0.3V for 12VDC mode(*2 for 24VDC, *4 for 48VDC)														
	Low Battery Cut Off	10.5VDC ±0.3V for 12VDC mode(*2 for 24VDC, *4 for 48VDC)														
	High Voltage Alarm	16.0VDC ±0.3V for 12VDC mode(*2 for 24VDC, *4 for 48VDC)														
	High Battery Voltage Recover	15.5VDC ±0.3V for 12VDC mode														
	Idle Consumption-Search Mode	<25W when power saver on														
CHARGER	Output Voltage	Depends on battery type														
	Charge AC Input Breaker Rating	10A	30A	30A	30A	30A	30A	30A	30A	30A	30A	30A	30A	30A	30A	30A
	Overcharge Protection S.D.	15.7VDC for 12VDC mode (*2 for 24VDC mode, *4 for 48VDC mode)														
	Maximum Charge Current	35A	20A	45A	25A	65A	35A	75A	45A	30A	65A	35A	70A	40A	75A	50A
BYPASS & PROTECTION	Input Voltage Waveform	Sine wave (grid or generator)														
	Nominal Input Frequency	50Hz or 60Hz														
	Overload Protection (SMPS Load)	Circuit breaker														
	Output Short Circuit Protection	Circuit breaker														
	Bypass Breaker Rating	10A	30A	30A	30A	30A	30A	30A	30A	30A	30A	30A	30A	30A	30A	40A
	Max Bypass Current	30Amp														
MECHANICAL SPECIFICATIONS	Mounting	Wall Mount														
	Dimensions (W*H*D)	426*206*178mm										601*206*178mm				
	Net Weight (Solar CHG)(kg)	16.5	17	21.1	20	26	24.5	24.8	38.2	35.8	45.2	45	45.2	45		
	Shipping Dimensions (W*H*D)	5570*335*300mm										750*335*300mm				
	Shipping Weight (Solar CHG)(kg)	19.3	20	24.1	22.8	29.1	27.5	27.5	42.3	40	49.5	49.3	49.5	49.3		
OTHER	Operation Temperature Range	0°C to 40°C														
	Storage Temperature	-15°C to 60°C														
	Audible Noise	60dB MAX														
	Display	LED+LCD														
	Standard Warranty	1 year, 2 or 3 years optional (IP20)														